

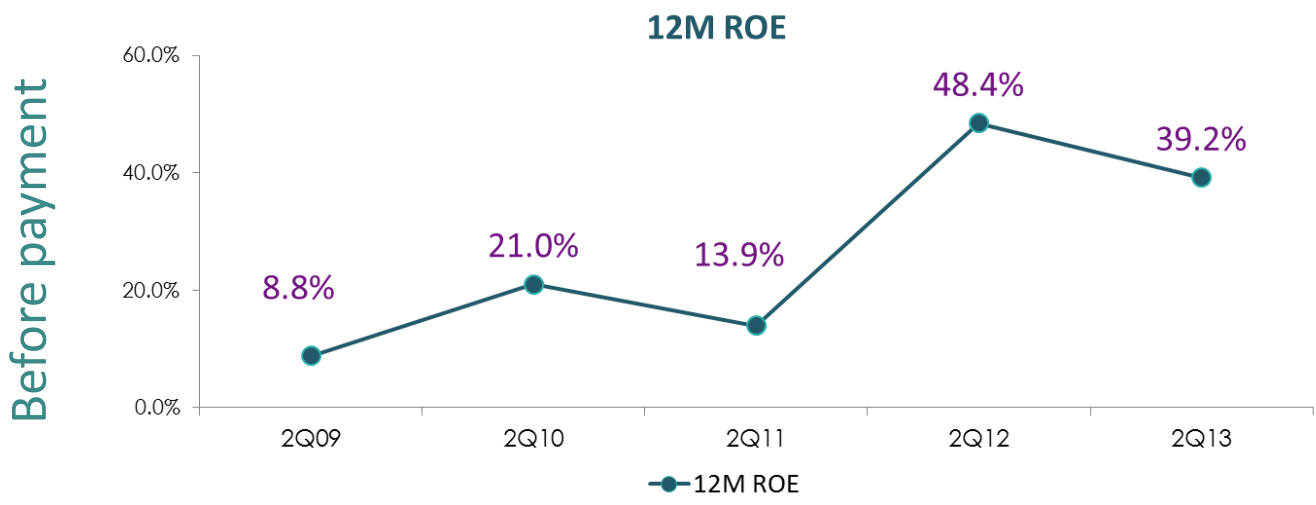
EARNING  
RESULTS 2Q13



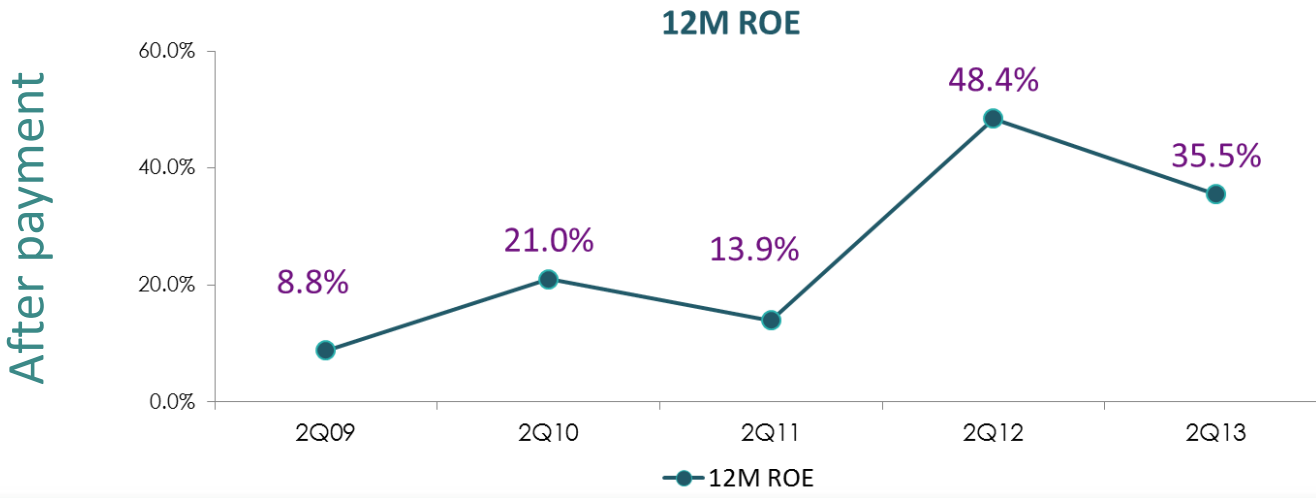


# Q - Fiscal Amnesty

- The SAT (Fiscal Authority) carried out reviews to previous fiscal years in which stipulated a tax liability and extended the Company an invitation to join its Tax Amnesty program and pay \$124



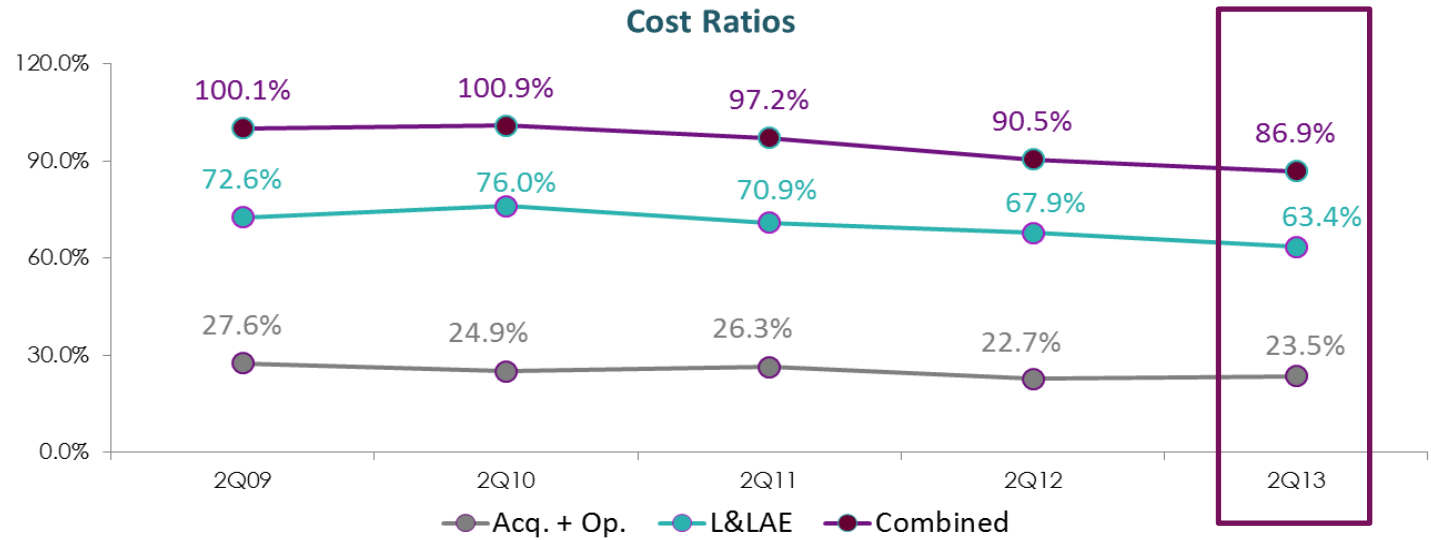
	Total
Acquisition	65.1
L & LAE	29.8
Operation	29.4
<b>Total</b>	<b>124.3</b>



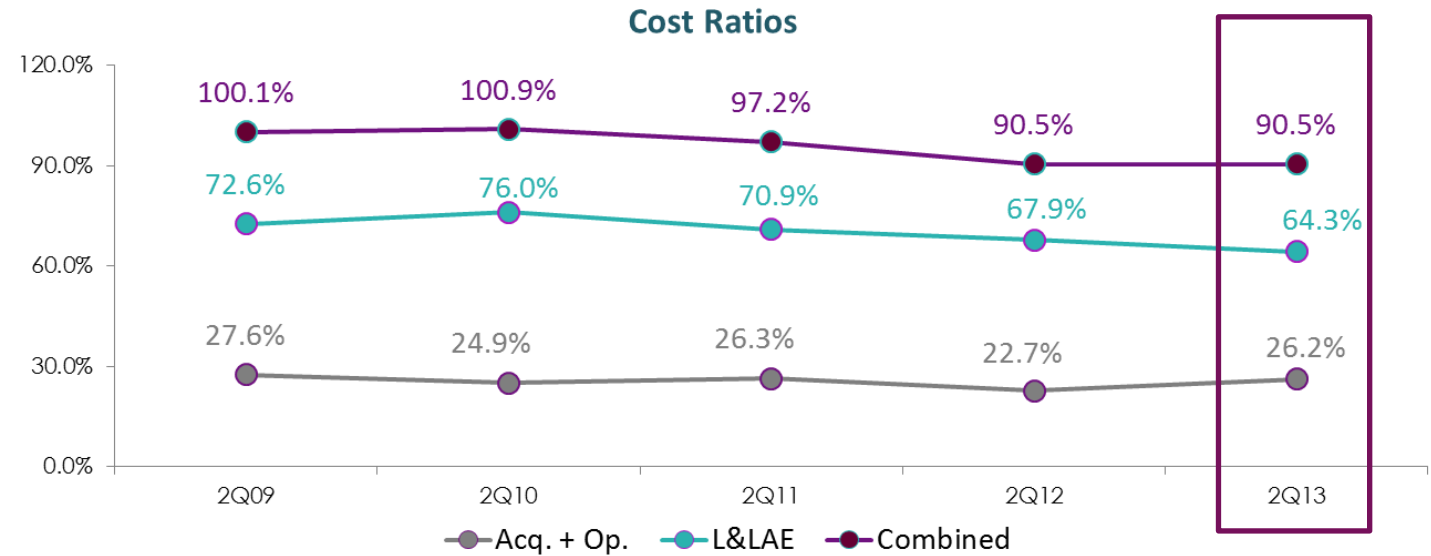
# Q - Ratios before and after the tax payment



Before payment



After payment



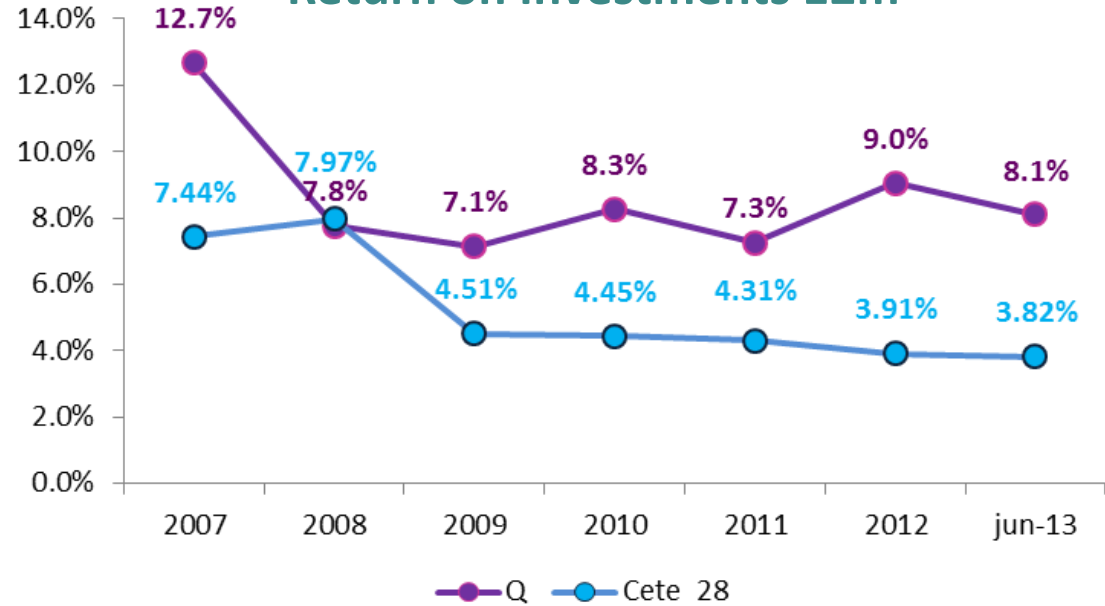


# Financial Figures and Results of Quálitas Compañía de Seguros, S.A.B. de C.V.

# Q - Integral Financing Result

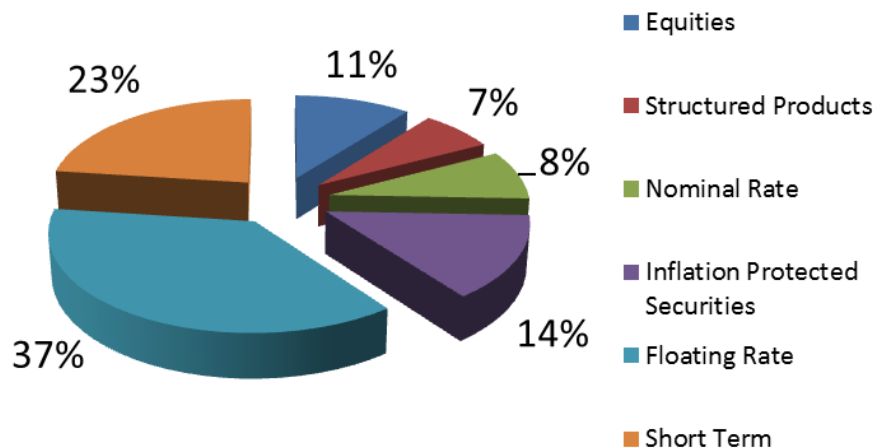


## Return on Investments 12m

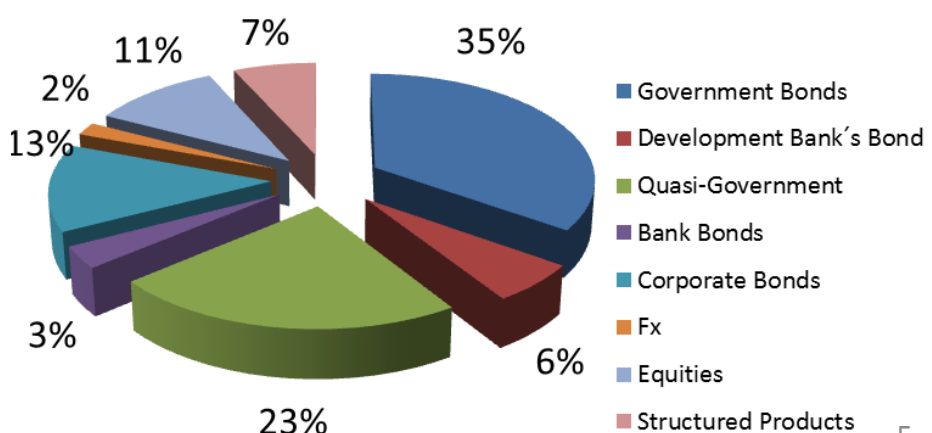


Return on Investments  
2Q13: 3.6%

## Portfolio by Type of Risk



## Portfolio by Type of Issuer



# Q - Integral Financing Result



## COMPARATIVE CHART - ANNUALIZED 6M PERFORMANCE, JUNE 2013

June 29, 2013 vs December 31, 2012

SB1	Yield	SB2	Yield	SB3	Yield	SB4	Yield
Qualitas	6.2%	Qualitas	6.2%	Qualitas	6.2%	Inbursa	6.5%
Inbursa	3.6%	Inbursa	4.5%	Inbursa	5.5%	Qualitas	6.2%
Pensionissste	-0.9%	Sura	-0.5%	Pensionissste	0.8%	Sura	-1.1%
Banamex	-2.4%	Banamex	-1.5%	Sura	-1.1%	Pensionissste	-1.1%
Sura	-3.4%	Pensionissste	-2.2%	Banamex	-2.5%	Azteca	-2.3%
Azteca	-3.7%	XXI Banorte	-2.5%	XXI Banorte	-3.9%	Banamex	-2.7%
Profuturo GNP	-4.1%	Azteca	-2.9%	Azteca	-4.2%	XXI Banorte	-4.4%
Invercap	-5.7%	Profuturo GNP	-3.9%	Coppel	-4.8%	Coppel	-4.6%
XXI Banorte	-5.7%	Coppel	-4.9%	Profuturo GNP	-5.0%	Profuturo GNP	-5.0%
Coppel	-6.5%	Metlife	-7.3%	Metlife	-7.9%	Principal	-8.9%
Metlife	-6.6%	Invercap	-8.7%	Invercap	-9.5%	Metlife	-9.1%
Principal	-8.9%	Principal	-9.8%	Principal	-9.6%	Invercap	-9.8%
Afirme Bajío	-11.1%	Afirme Bajío	-10.3%	Afirme Bajío	-10.1%	Afirme Bajío	-13.1%

## COMPARATIVE CHART - ANNUALIZED 3M PERFORMANCE, MARCH 2013

March 27, 2013 vs December 31, 2012

SB1	Yield	SB2	Yield	SB3	Yield	SB4	Yield
Invercap	14.7%	Banamex	17.7%	XXI Banorte	19.7%	XXI Banorte	22.2%
Banamex	13.0%	XXI Banorte	17.5%	Sura	19.0%	Banamex	21.8%
Pensionissste	13.0%	Sura	17.2%	Banamex	18.3%	Sura	21.6%
Sura	13.0%	Invercap	15.1%	Metlife	16.3%	Metlife	17.9%
XXI Banorte	12.7%	Metlife	14.3%	Invercap	16.3%	Profuturo GNP	16.9%
Profuturo GNP	12.3%	Profuturo GNP	13.6%	Profuturo GNP	15.2%	Invercap	16.9%
Metlife	12.1%	Principal	12.8%	Principal	13.4%	Principal	14.5%
Principal	10.7%	Pensionissste	11.0%	Pensionissste	13.1%	Pensionissste	11.8%
Azteca	10.2%	Coppel	10.5%	Coppel	11.4%	Coppel	11.6%
Qualitas	9.7%	Qualitas	9.7%	Azteca	10.8%	Azteca	11.2%
Coppel	8.7%	Azteca	9.5%	Qualitas	9.7%	Qualitas	9.7%
Afirme Bajío	6.7%	Afirme Bajío	7.9%	Afirme Bajío	8.5%	Afirme Bajío	6.3%
Inbursa	4.1%	Inbursa	3.6%	Inbursa	3.7%	Inbursa	4.4%

# Our Analysts



<i>Institution</i>	<i>Analyst</i>	<i>E-mail</i>	<i>Telephone</i>	<i>Location</i>
414 Capital	Carlos Pérez-Salazar	cps@414capital.com	52(55) 5292 3222	Mexico City
BBVA Research	Ernesto Gabilondo	ernesto.gabilondo@bbva.bancomer.com	52(55) 5621 9702	Mexico City
Grupo Bursátil Mexicano	José Juan Carreño	Jcarre_o@gbm.com.mx	55(55) 5480 5800	Mexico City
Interacciones	Enrique Mendoza	emendozaf@interacciones.com	52(55)5326 8600	Mexico City
Signum Research	Carlos Ugalde	carlos.ugalde@signumresearch.com	52(55) 6237 0861	Mexico City
Vector	Rafael Escobar	rescobar@vector.com.mx	52(55) 5262 3734	Mexico City



Information discussed on today's webcast may include forward-looking statements regarding the company's results and prospects, which are subject to risks and uncertainty. Actual results may differ materially from what is discussed here today, and the Company cautions you not to place undue reliance on these forward-looking statements. Quálitas undertakes no obligation to publicly update or revise any forward-looking statements, whether as a result of new information, future events, or otherwise.